



PRE-TOUR LESSON

On The Dairy Farm

Objectives:

- ◆ Students will describe what they will see on a dairy farm.
- ◆ Students will explain the jobs of the dairy cow and the farmer on the dairy farm.
- ◆ Students will prepare to visit a dairy farm.

Materials Needed:

- ◆ A copy of the Pre-Tour Lesson overhead/worksheet for each student (page 3 of this lesson)
- ◆ “Discover Dairy . . . and Animal Care” video and projection device for showing it to the class
- ◆ Overhead projector and transparency of Pre-Tour Lesson Overhead (also page 3)
- ◆ Crayons and/or colored pencils

Enrichment:

- ◆ Visit a local dairy farm to learn more about how dairy farmers care for their animals.
- ◆ Read *Life on a Dairy Farm* by Judy Wolfman and David Lorenzo.
- ◆ Read *What Happens at a Dairy Farm* by Kathleen Pohl.
- ◆ A complete list of children’s literature related to dairy is available on www.discoverdairy.com.

Motivator:

Explain that the class will be visiting a dairy farm in the upcoming weeks. At the dairy farm, the students will learn how dairy farmers care for their animals and produce quality milk for all of us to drink. To prepare for that visit, we are going to learn about what farmers do to take care of their cows.

Ask the class to list some things they will see on the dairy farm. (*Tractors, Cows, Barns, Farmers, Feed, Etc.*) Write those items down on the chalkboard.

Introduce the “Discover Dairy . . . and Animal Care” video by telling the students that it will show some of the things they will see during their upcoming field trip.

Lesson:

Hand out the worksheets and put the transparency up on the screen. Walk the kids through labeling the different pictures on the page.

Picture 1: Dairy Cow

Dairy cows live on dairy farms. They have a very important job — they give us milk to drink. The milk they give us is also made into other dairy products, like cheese, yogurt and ice cream.

Have the class write the word “dairy cow” below the picture and draw a line from the Dairy Cow to the Dairy Products.

PRE-TOUR LESSON: Discover Dairy . . . On the Dairy Farm!

Picture 2: Dairy Farmer

Dairy farmers also have very important jobs. They take care of the cows. That includes feeding them, providing plenty of fresh water, giving them a clean, comfortable place to sleep, and milking them every day.

Have the students write the word “farmer” under the picture and draw a line from the picture of the farmer to the picture of the farmer taking care of his cows.

Picture 3: Feed

A dairy cow eats a special mix of feed that includes hay, corn and other grains. In fact, one cow eats about 90 pounds of feed a day. The feed is blended together in a gigantic mixer.

Have the students write “feed” under the picture and draw a line from the corn and grain stalks to the cows eating the feed.

Picture 4: Fields

Farms have plenty of fields, which are wide open spaces where the farmer grow his crops. The crops are harvested (or collected) to use in the feed they give to the cows.

Have the students write “field” beside the picture of the field being watered.

Picture 5: Water

Cows must drink lots of water to produce milk. They can drink as much as a bathtub full of water every day. Farmers make sure their cows have a constant supply of fresh, clean water to drink.

Have the students write the word “water” beside the picture of the cow drinking the water.

Picture 6: Stalls

Most cows can live in barns together, with separate beds called “stalls.” These stalls are kept dry and clean for the cow to rest on. Sand, sawdust and straw are used to bed the stalls and keep them soft.

Have the students write the word “stall” beside the picture of the cows lying in the stalls.

Picture 7: Milking Area

The milking area is where the cows are milked. Some cows are milked in the stalls where they sleep, and other cows walk to the area where they are milked. Regardless of where the cows are milked, the area must be kept very clean and neat. Cows are milked two or three times a day. The average cow gives about 60 pounds — or 120 glasses — every day.

Have the students write the word “milking area” beside the picture of the farmer milking the cow.


Wrap-Up:

Remind the students that dairy cows have an important job — they give us milk to drink. The farmer’s job is to take good care of the cows. They need lots of feed — about 90 pounds a day — and plenty of water to drink. Cows sleep in clean, comfortable stalls, and they are milked 2—3 times a day.

Explain that they will soon be visiting a dairy farm to learn more about where milk comes from. They will learn more about dairy farming on their field trip. *Use this time to talk about details of field trip — what to wear, when they will be leaving, etc.*

PRE-TOUR LESSON: Discover Dairy . . . On the Dairy Farm!

Worksheet and Overhead: Label the pictures below and draw a line from the picture on the left to the corresponding activity on the right.









Label each picture below.










PRE-TOUR LESSON: Discover Dairy . . . On the Dairy Farm!

Worksheet and Overhead: Label the pictures below and draw a line from the picture on the left to the corresponding activity on the right.




Dairy cow



Dairy farmer



Feed



Label each picture below.



Fields

Water



Stalls



Milking Area

