

### Objectives:

- ♦ Students will describe what they will see on a dairy farm.
- ♦ Students will explain the duties of a dairy farmers and his/her cows on the dairy farm.
- ♦ Students will prepare to visit a dairy farm.

### Materials Needed:

- ♦ A copy of the Pre-Tour Lesson worksheet for each student (page 3 of this lesson)
- ♦ “*Discover Dairy...and Animal Care*” video and projection device for showing it to the class
- ♦ Overhead projector to project Pre-Tour Lesson Activity (also page 3)
- ♦ Crayons and/or colored pencils

### Enrichment:

- ♦ Visit a local dairy farm to learn more about how dairy farmers care for their animals.
- ♦ Read *Life on a Dairy Farm* by Judy Wolfman and David Lorenzo.
- ♦ Read *What Happens at a Dairy Farm* by Kathleen Pohl.
- ♦ A complete list of children’s literature related to dairy is available on [www.discoverdairy.com](http://www.discoverdairy.com)

### Motivator:

Explain that they will be visiting a dairy farm in the upcoming weeks. At the dairy farm, the students will learn how dairy farmers care for their animals and produce quality milk for all of us to drink. To prepare, we are going to learn what farmers do to care for their cows.

**Ask:** Can you list some things you will see on the dairy farm? (*Tractors, Cows, Barns, Farmers, Feed, Etc.*) Write those items down on the board.

Introduce the “*Discover Dairy . . . and Animal Care*” video by telling the students that it will show some of the things they will see during their upcoming field trip.

### Lesson

Hand out the worksheets and put the worksheet up on the screen. Walk the kids through labeling the different pictures on the page.

### Picture 1: Dairy Cow

Dairy cows live on dairy farms. They have a very important job, they give us milk to drink. The milk they give us can be made into other dairy products like cheese, yogurt & ice cream. To produce milk cows have to drink water, eat food and live in a clean, comfy barn.

*Have the class write the word “dairy cow” below the picture and draw a line from the Dairy Cow to the Dairy Products.*

# Pre-Tour Lesson: DISCOVER DAIRY...on the Dairy Farm

## Picture 2: Dairy Farmer

Dairy farmers also have very important jobs. They take care of the cows. That includes feeding them, providing plenty of fresh water, giving them a clean, comfortable place to sleep, and milking them every day.

*Have the students write the word “farmer” under the picture and draw a line from the picture of the farmer to the picture of the farmer taking care of his cows.*

## Picture 3: Feed

A dairy cow eats a special mix of feed that includes hay, corn and other grains. In fact, one cow eats about 90 pounds of feed a day. The crops in the feed are planted, harvested, blended together in a gigantic mixer and then fed to the cows. Their feed is called “TMR” which means Total Mixed Ration.

*Have the students write “feed” under the picture and draw a line from the corn and grain stalks to the cows eating the feed.*

## Picture 4: Fields

Farms have plenty of fields, which are wide open spaces where the farmer grow his crops. The crops are harvested (or collected) to use in the feed they give to the cows.

*Have the students write “field” beside the picture of the field being watered.*

## Picture 5: Water

Cows must drink lots of water to produce milk. They can drink as much as a bathtub full of water every day (about 60 gallons/day). Farmers make sure their cows have a constant supply of fresh, clean water to drink.

*Have the students write the word “water” beside the picture of the cow drinking the water.*

## Picture 6: Stalls

Most cows can live in barns together, with separate beds called “stalls.” These stalls are kept dry and clean for the cow to rest on. Sand, sawdust and straw are used to bed the stalls and keep them soft.

*Have the students write the word “stall” beside the picture of the cows lying in the stalls.*

## Picture 7: Milking Area

The milking area is where the cows are milked. Some cows are milked in the stalls where they sleep, and other cows walk to the area where they are milked. Regardless of where the cows are milked, the area must be kept very clean and neat. Cows are milked two or three times a day for 3-5 minutes each milking. The average cow gives about 60 pounds — or 120 glasses — every day.

*Have the students write the word “milking area” beside the picture of the farmer milking the cow.*

## Wrap-Up:

Remind the students that dairy cows have an important job, they give us milk to drink. The farmer’s job is to take good care of the cows. They need lots of feed, about 90 pounds a day and plenty of water to drink. Cows sleep in clean, comfortable stalls, and they are milked 2-3 times a day.


Explain that they will soon be visiting a dairy farm to learn more about where milk comes from. They will learn more about dairy farming on their field trip. *Use this time to talk about details of the field trip — what to wear, when they will be leaving, etc.*





# Pre-Tour Lesson: DISCOVER DAIRY...on the Dairy Farm

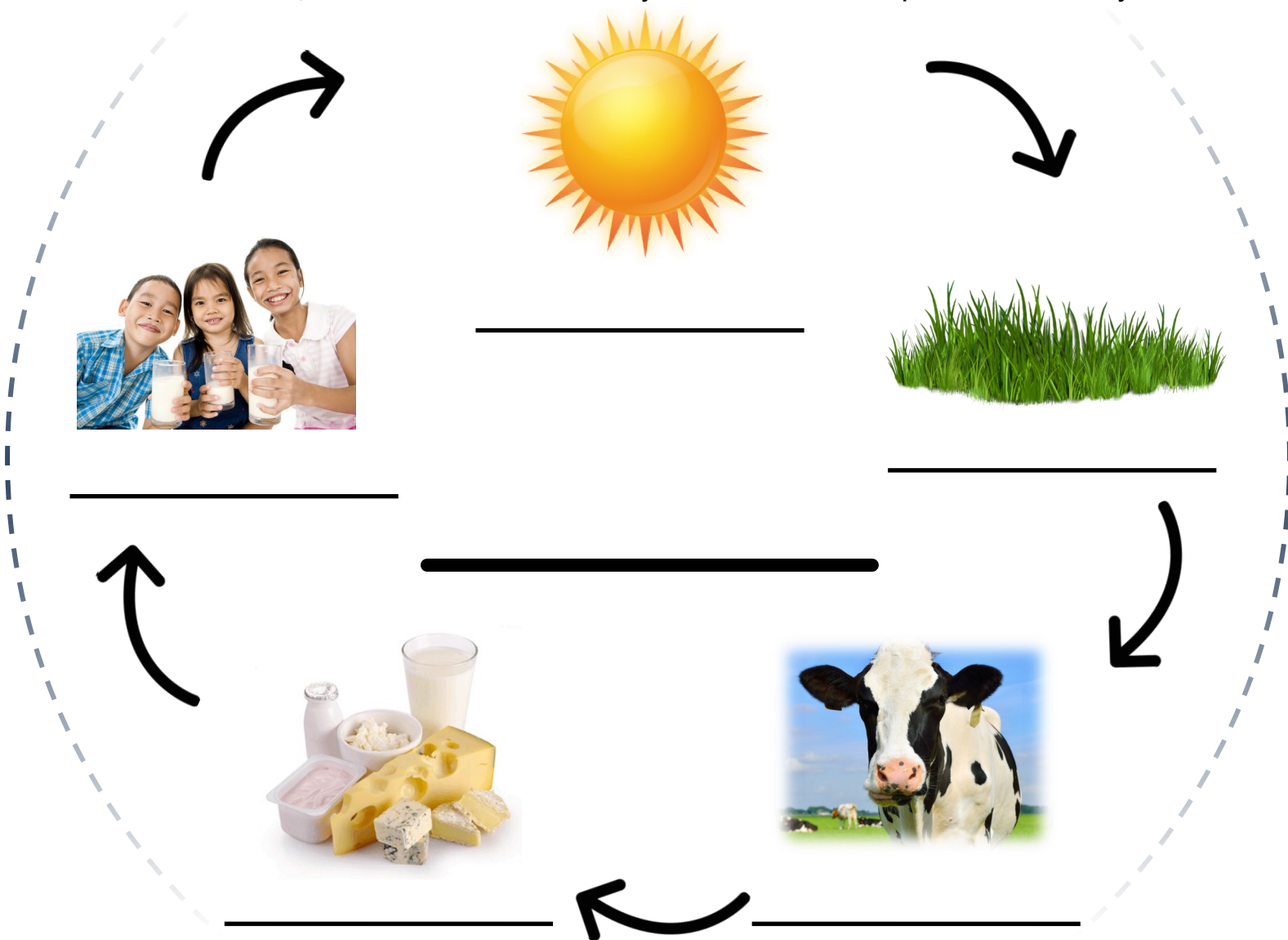
**Worksheet 1:** Label the pictures below after discussing them in class





# Pre-Tour Lesson: DISCOVER DAIRY...on the Dairy Farm

**Worksheet 2, Part 1:** Label what the cycle is and the components in the cycle.



**Part 2:** How do cows get to eat? Number and label the steps it takes for cows to eat!





# Pre-Tour Lesson: DISCOVER DAIRY...on the Dairy Farm

## Worksheet 1 Answer Key



1.

**Dairy Cow**

**Dairy Farmer**



2.



3.

**Feed**

**Fields**



4.



5.

**Water**

**Stalls**



6.

**Milking Area**

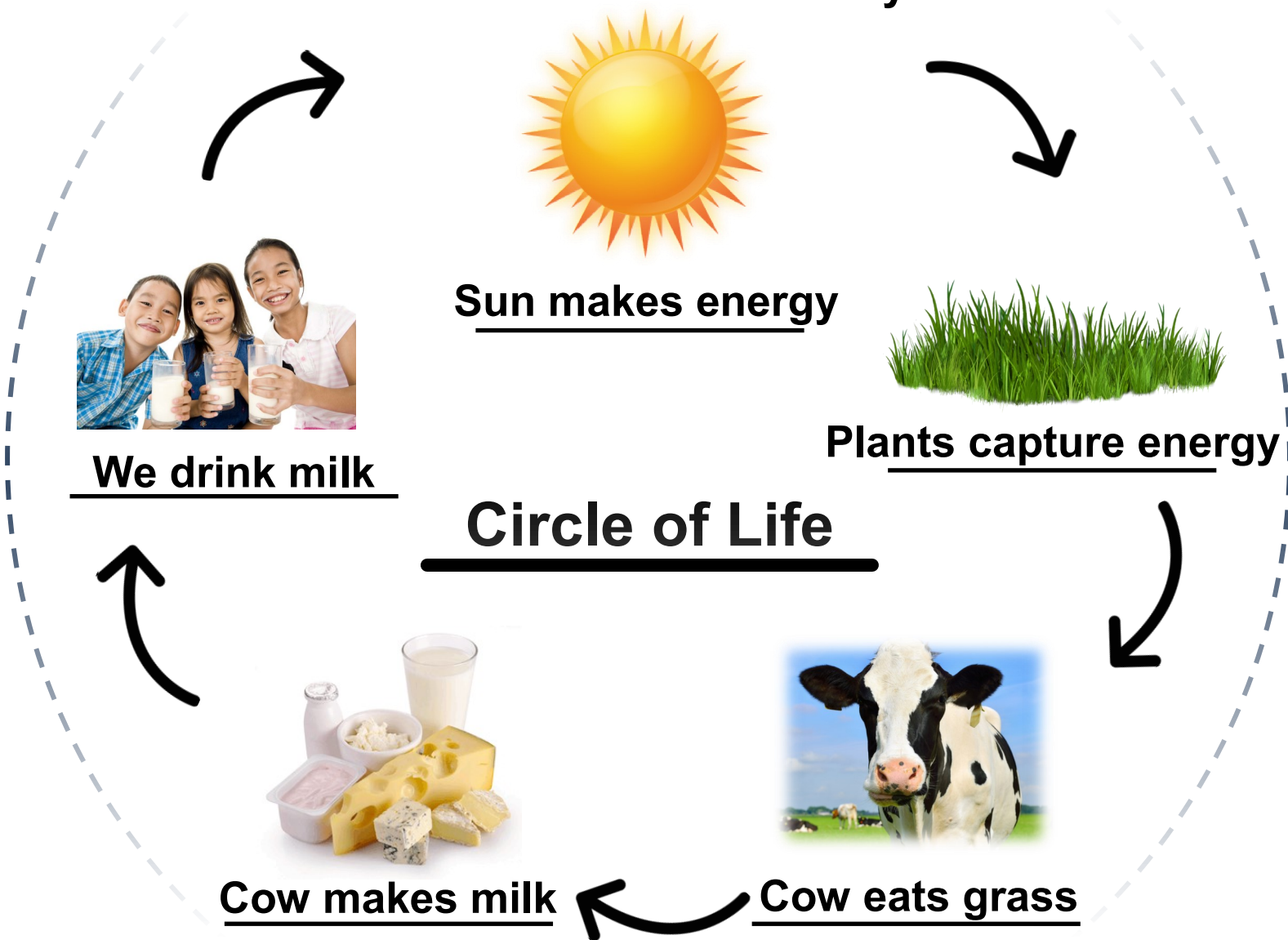


7.



# Pre-Tour Lesson: DISCOVER DAIRY...on the Dairy Farm

## Worksheet 2 Answer Key



**3**

**Feed**



**1**

**Harvest**



**2**

**Mix**



**6**

Discover Dairy is an initiative of the American Dairy Association North East, Center for Dairy Excellence and Midwest Dairy Association, and, funded in part by the Center for Dairy Excellence Foundation of Pennsylvania.



AMERICAN DAIRY  
ASSOCIATION  
NORTH  
EAST